

Masonite

*Wood Door*  
collection





Nature's  
beauty  
is art  
indoors



create design decorate







# Masonite wood door collection

## Timeless Craftsmanship

Since the late 1700s, wood doors have been built with separate components designed to interlock together, known as “stile & rail construction”. Today, at Masonite we continue with this time-tested tradition in crafting our Wood Door Collection.



a world of texture



## index

- About Masonite's Wood Doors. . . 4
- Wood Species. . . 8
- French Doors (Wood & Glass). . . 10
- Wood Panel Doors. . . 22
- Louver Doors. . . 26
- Door Specifications. . . 30



*explore the possibilities of*


wood species

**10** woodspecies


**44** doorstyles

**38** glassoptions


**1,000's** of possibilities



Cherry



Clear Pine



Hemlock

*your own Design*





# your home your canvas

## your creativity

Revamp, redo and renovate your home passageways and get a whole new outlook **indoors**.

- French Doors increase light in any room. Choose from a variety of beautiful design combinations of glass and wood.
- Wood Panel Doors feature traditional and contemporary panel configurations in a range of distinctive wood species.
- Louver Doors enhance the ambience of any room with the added benefit of air ventilation between spaces.
- Bifold Doors accentuate any room with a coordinated look with or without glass in your choice of wood.



ABOUT MASONITE'S WOOD DOOR COLLECTION

www.masonite.com





# Construction of stile & rail doors

Masonite's Wood Door Collection boasts a variety of high-grade wood species, precision handcrafted using vertical stiles and horizontal rails in your choice of panels and glass, ready to stain or paint.

## design flexibility

Stile & rail construction offers virtually limitless door styles, configurations, panel and sticking profiles.

## environmentally friendly

Masonite is committed to creating beautiful designs without sacrificing the environment, by using wood products from well-managed forests.

## hand-crafted engineering

Stile & rail door construction has distinct joinery and better depth and definition. This results in crisp, clean lines that are architecturally correct. Each door is crafted by hand, ensuring a perfect fit.

## enhanced stability

Because stile & rail doors are built with separate components, the door parts can naturally contract and expand with ambient humidity changes without warping or bending. This is a significant improvement over door manufacturing that involves routing out or stamping a solid piece of wood that is prone to warping.



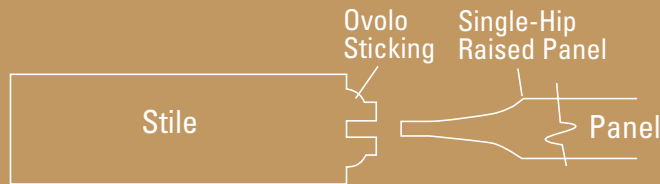
## stile & rail doors defined

- Stile:** vertical pieces of the door
- Rail:** horizontal pieces of the door; includes top, bottom and sometimes lock rails
- Panel:** pieces that fit within the surrounding stile & rail frame that come in different profile designs – single-hip, double-hip and flat
- Mullion:** narrow vertical sections between panels
- Muntin:** slim vertical pieces used to separate panes of glass
- Sticking:** the design of the profile edge on the stile; ovolo is carved and rounded; shaker is straight and squared

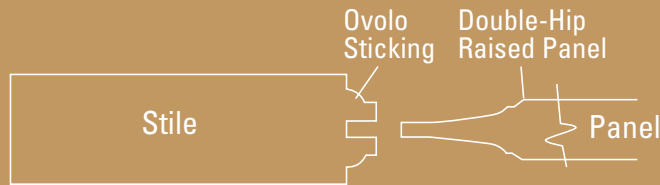
## panel/sticking options



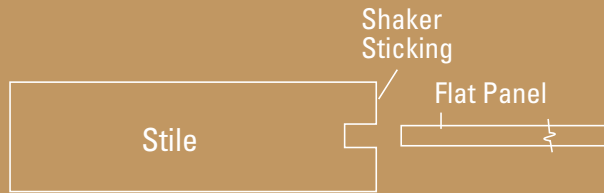
Single-Hip Raised Panel



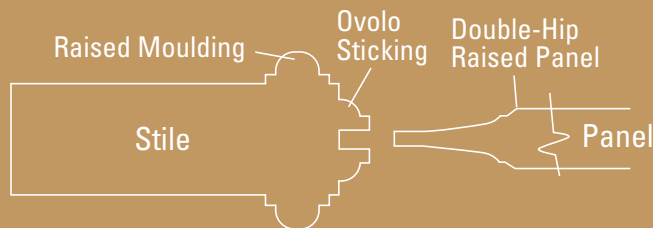
Double-Hip Raised Panel



Shaker Flat Panel



Double-Hip Raised Panel Ovolo Sticking



Raised moulding available only on square-top doors.



# Finishing touches



**select**  
your **glass**

**choose**  
your **wood**  
species

**choose**  
your **style**

## staining power

Every wood door can be stained to create a rich custom finish. Hardwoods such as Cherry and Oak feature exquisite grain detail and convey a warm, inviting look in darker stains. The subtle grain detail of Maple in a light stain exudes a more contemporary look. Softwoods, such as pine, have more resins and color variations and are well suited for casual interiors.



CHERRY



CLEAR PINE



HEMLOCK



change your door  
change your life

PRIMED Finger-Jointed Pine or MDF



## Wood Types & Species

The difference between soft and hardwoods is simple – softwood comes from trees with cones and hardwood comes from trees with leaves. Wood species vary in grain color and uniformity.



KNOTTY ALDER



OAK



KNOTTY PINE



POPLAR



MAPLE



RADIATA PINE

## wood species

### Cherry: Hardwood

One of the richer, more elegant woods with a fine uniform straight grain and texture. A popular choice for today's home.

### Clear Pine: Softwood

Natural characteristics include an indistinct grain, contrasting color and occasional sap specks, streaks and knots – ideal for a variety of interiors.

### Hemlock: Softwood

A pale brown appearance with reddish hue – hemlock's tight, wood grain pattern is sure to enhance any décor and looks great in light to dark stains.

### Knotty Alder: Hardwood

Prominent rustic markings with classic wood knots give knotty alder wood a timeless look that blends nicely in a variety of casual themed interiors.

### Knotty Pine: Softwood

An old-time favorite - the rustic appearance of knotty pine and its imperfect characteristics make it a perfect choice for a country look.

### Maple: Hardwood

Distinguished by its smooth even and fine grain, maple's light color and sleek look is increasingly popular in contemporary interiors.

### Oak: Hardwood

Classic open grain patterns and noticeable variations in oak's hearty color provide natural warmth with rich texture that coordinates beautifully with any décor.

### Poplar: Hardwood

A versatile member of the magnolia family, poplar's fine texture and grayish sapwood color with greenish brown heart is frequently finished to look like other woods.

### Radiata Pine: Softwood

A common-grade wood with light brown to chestnut brown hues that captures dark and light stains well, making it an excellent choice for modest designer budgets.

### MDF: Paint Grade

Masonite doors made of smooth MDF composite panels, stiles and rails, come factory-primed and ready to paint.





# french doors

*A breath of fresh air for your eyes*

Enhance your home with the ambience of light and the warmth of wood. French Doors create visual interest while maintaining exceptional functionality.

- Offered in 10 distinctive wood species and an array of glass designs
- Select styles available in coordinating bifold doors
- Stain or paint to match your décor






door style / lite configurations



species




Note: See door specifications for species availability

select your **glass**    choose your **wood species**    choose your **style**



door style / lite configurations

- A **1 Lite**  
Shown in Clear Pine
- B **5 Lite**  
Shown in Cherry
- C **9 Lite**  
Shown in Cherry
- D **10 Lite**  
Shown in Hemlock
- E **10 Lite Camber-Top**  
Shown in Knotty Alder
- F **10 Lite Arch-Top**  
Shown in Oak
- G **12 Lite 1 Panel**  
Shown in Maple
- H **15 Lite**  
Shown in Hemlock
- I **15 Lite Camber-Top**  
Shown in Poplar
- J **15 Lite Arch-Top**  
Shown in Knotty Pine
- K **3 PaneLite™**  
Shown in Hemlock
- L **4 PaneLite™**  
Shown in Hemlock
- M **5 PaneLite™**  
Shown in Hemlock




**Bifold Options**  
Select door styles available in coordinating bifolds.

One Lite Decorative French Doors with Nature Glass



clear & textured glass

(tempered safety glass)





select your **glass**    choose your **wood species**    choose your **style**

- |   |  |   |   |
|---|--|---|---|
| 1 <b>Bevel Glass</b><br>available doors: C, D, E, F, G, H, I, J | 7 <b>Forest Glass</b><br>available doors: All    | 13 <b>Mirror</b><br>available doors: All                          | 19 <b>Reed as Vertical Glass</b><br>available door: A         |
| 2 <b>Clear Glass</b><br>available doors: All                    | 8 <b>Glacier Glass</b><br>available doors: All   | 14 <b>Mosaic Glass</b><br>available doors: All                    | 20 <b>Screen Glass</b><br>available doors: All                |
| 3 <b>Morocco Glass</b><br>available doors: All                  | 9 <b>Glue Chip Glass</b><br>available doors: All | 15 <b>Nature Glass</b><br>available doors: All                    | 21 <b>V-Groove Glass</b><br>available doors: C, D, H          |
| 4 <b>Corduroy Glass</b><br>available doors: All                 | 10 <b>Glupo Glass</b><br>available doors: All    | 16 <b>Niagara Glass</b><br>available doors: All                   | 22 <b>White Celcius Glass</b><br>available doors: All         |
| 5 <b>Diamond Glass</b><br>available doors: All                  | 11 <b>Gothic Glass</b><br>available door: All    | 17 <b>Oceanic Glass</b><br>available doors: All                   | 23 <b>White Etched Glass</b><br>available doors: All          |
| 6 <b>Fontana Glass</b><br>available doors: All                  | 12 <b>Jungle Glass</b><br>available doors: All   | 18 <b>Reed as Horizontal Glass</b><br>available doors: B, K, L, M | 24 <b>White Delta Sandblast Glass</b><br>available doors: All |

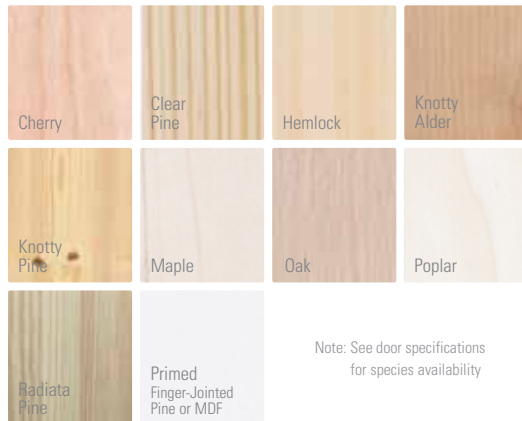
4 PanelLite Decorative French Door with Mosaic Glass





One Lite Decorative French Door with Jasmine Glass

species



Note: See door specifications for species availability

themed & patterned glass



select your **glass**    choose your **wood species**    choose your **style**




C



D



\*Left and right designs offered for Jasmine (left door shown).



Jasmine

Left Shown\*



G



H



I

- A Highlander
- B Summit
- C Wysteria
- D Jasmine
- E Annapolis
- F Pantry
- G Wine Cellar
- H Laundry
- I Thermoformed



**dimensions**

**designs A-E**

thickness

1-3/8" all doors,  
1-3/4" only Clear Pine & Primed MDF

width

24", 28", 30", 32", 36"

height

6'8", 7'0"

**designs F-H**

thickness

1-3/8" all doors,  
1-3/4" excludes Radiata

width

24", 28", 30", 32", 36"

height

6'8"

**design I**

thickness

1-3/8" all doors,  
1-3/4" only Clear Pine & Primed MDF

width

24", 30", 32", 36"

height

6'8"

**Bifold Options**  
Select door styles available in coordinating bifolds.






select your **glass**  choose your **wood species**




muntin / lite



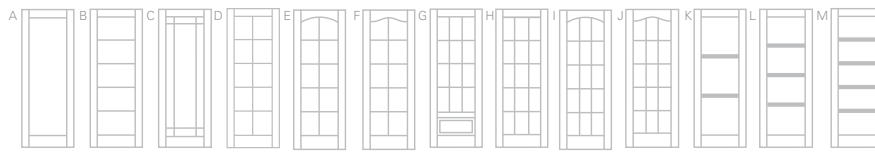
- A Wood**  
Shown in Oak  
available heights: 80", 84", 96" heights  
9 Lite in 96" height comes  
with bottom panel  
available colors: all 10 wood species
- B Brass or Zinc**  
Shown in Soldered Brass  
available heights: 80", 84" heights  
24", 30", 32", 36" beveled glass only  
available color: zinc
- C SpectraWeld™\***  
Match your oil rubbed bronze hardware  
available heights: 80", 84" heights  
24", 28", 30", 30", 32", 36"  
10 & 15 Lite clear glass only
- D V-Grooved Glass**  
available heights: 80", 84", 96" heights  
9 Lite in 96" height comes  
with bottom panel  
available widths:  
5 Lite: 18"  
10 Lite: 24"  
10 or 15 Lite: 28", 30", 32", 36"  
9 Lite: 24", 28", 30",  
32", 36"

species




Note: See door specifications for species availability

\*SpectraWeld technology is a unique system utilizing revolutionary composite material that bonds to the glass and simulates caming.



choose your style

door style / lite configurations



**E Anodized Aluminum**

available colors:  
 E1 black  
 E2 gold  
 E3 silver  
 available heights:  
 80", 84" heights  
 24", 30", 32", 36"  
 beveled glass only

**A 1 Lite**

- Glass Options**
- All Clear Textured Glass Designs
  - All Acrylic and themed or decorative glass options
  - Mirror (2 sides)

- Muntin Options**
- N/A

- Sticking Options**
- Shaker or Ovolo

**B 5 Lite Horizontal**

- Glass Options**
- All Clear Textured Glass Designs

- Muntin Options**
- Wood Bars

- Sticking Options**
- Shaker or Ovolo

**C 9 Lite**

- Glass Options**
- All Clear Textured Glass Designs

- Muntin Options**
- Wood Bars
  - V-groove (no bars only v-groove)

- Sticking Options**
- Ovolo

**D 10 Lite**

- Glass Options**
- All Clear Textured Glass Designs

- Muntin Options**
- Wood Bars
  - Soldered Brass or Zinc (beveled clear glass only)
  - Anodized Aluminum Gold (beveled clear glass only - must be specified)
  - SpectraWeld (beveled clear glass only)
  - V-groove (no bars only v-groove)

- Sticking Options**
- Ovolo

Note: 12" – 18" has 5 Lites

**E 10 Lite Camber Top**

- Glass Options**
- All Clear Textured Glass Designs

- Muntin Options**
- Wood Bars

- Sticking Options**
- Ovolo

Note: 12" – 18" has 5 Lites

**F 10 Lite Arch Top**

- Glass Options**
- All Clear Textured Glass Designs

- Muntin Options**
- Wood Bars

- Sticking Options**
- Ovolo

Note: 12" – 18" has 5 Lites

**I 15 Lite Camber Top**

- Glass Options**
- All Clear Textured Glass Designs

- Muntin Options**
- Wood Bars

- Sticking Options**
- Ovolo

Note: 12" – 18" has 5 Lites

**J 15 Lite Arch Top**

- Glass Options**
- All Clear Textured Glass Designs

- Muntin Options**
- Wood Bars

- Sticking Options**
- Ovolo

Note: 12" – 18" has 5 Lites

**G 12 Lite over 1 Panel**

- Glass Options**
- All Clear Textured Glass Designs

- Muntin Options**
- Wood Bars

- Sticking Options**
- Ovolo

Note: 12" – 18" has 4 Lites  
 20" – 2" has 8 Lites

**K 3 PaneLite**

- Glass Options**
- All Clear Textured Glass Designs
  - All three acrylic designs

- Muntin Options**
- Wide wood rails only

- Sticking Options**
- Shaker or Ovolo

**L 4 PaneLite**

- Glass Options**
- All Clear Textured Glass Designs
  - All three acrylic designs

- Muntin Options**
- Wide wood rails only

- Sticking Options**
- Shaker or Ovolo

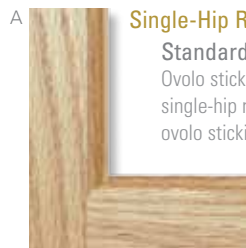
**M 5 PaneLite**

- Glass Options**
- All Clear Textured Glass Designs
  - All three acrylic designs

- Muntin Options**
- Wide wood rails only

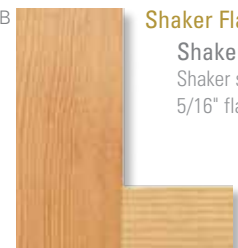
- Sticking Options**
- Shaker or Ovolo

sticking



**Single-Hip Raised**

Standard options:  
 Ovolo sticking with 3/4" single-hip raised panels, ovolo sticking is 3/8"




**Shaker Flat**

Shaker options:  
 Shaker style, 5/16" flat panel



select your **glass**   
 choose your **wood species**   
 choose your **style**

spectraweld™ technology glass



Left Shown\*

- A Mondrian™
- B Stone Creek™
- C Falling Water™
- D Centennial 15™
- E Centennial 10™
- F Piedmont™
- acrylic G-I
- G Cashmere™
- H Jacquard™
- I Tapas™

.....  
**dimensions**

**designs A-F**

**thickness**  
 1-3/8" all doors, 1-3/4"  
 only Clear Pine &  
 Primed MDF

**width**  
 24", 28", 30", 32", 36"

**height**  
 6'8", 7'0"

**designs G-I**

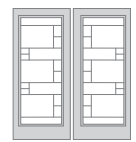
**thickness**  
 1-3/8" all doors,  
 1-3/4" only  
 Clear Pine &  
 Primed MDF

**width**  
 24", 28", 30", 32", 36"

**height**  
 6'8", 7'0", 8'0"



.....  
 \*Left and right designs  
 offered for Mondrian  
 (left door shown).



Mondrian

**Bifold Options**  
 Select door styles available in  
 coordinating bifolds.

acrylic inserts



# eastern influence

## A striking fusion of natural textiles & artisan design

Transform any room in your home with inviting textures and compelling interplay of light and shadow with our new line of natural fabrics captured in acrylic paneled doors. Three exquisite designs offered in your choice of wood present an excellent solution for casual spaces and private retreats.

These new natural décor panels are produced using hand-applied techniques. Fabric layout and coverage will vary slightly with each door panel due to the artisan nature of the manufacturing process. Natural materials may change color over time and may vary in size, shape, color and texture within a single panel.

**Cashmere™:** Understated elegance of refined, slubbed-linen dresses this alluring panel. Intricately woven fabric is infused with silk, cotton and reeds resulting in a textural horizontal pattern to inspire any décor.

**Jacquard™:** Light dances through the tranquil lines of the sophisticated rawness of this linen style panel. It's exceptional appearance is tailor-made for any interior doorway in the home.

**Tapas™:** Appealing textile design is hand-made with an organic, raffia-like, open weave that captures natural and ambient light for a dramatic effect making it an exceptional focal point for any room.



Cashmere™

Jacquard™

Tapas™





# wood panel doors

*Fabulous form & function for the home*

Imagine a space that brings the balance of stunning architecture with practical living – then make it real with your own design of Masonite Wood Panel Doors.

- Options abound with this exquisite collection of wood panel and sticking designs
- Select styles available in coordinating bifold doors
- Stain or paint to match your décor



WOOD PANEL DOORS


panel configurations





- A **1 Panel Shaker**  
Shown in Cherry
- B **1 Panel Chalkboard**  
Shown in Oak
- C **2 Panel**  
Shown in Oak
- D **2 Panel Chalkboard**  
Shown in Maple
- E **2 Panel Plank**  
Shown in Knotty Alder
- F **2 Panel Plank Camber-Top**  
Shown in Knotty Alder
- G **2 Panel Camber-Top**  
Shown in Knotty Alder
- H **2 Panel Arch-Top**  
Shown in Poplar
- I **3 Panel**  
Shown in Cherry
- J **3 Panel Camber-Top**  
Shown in Maple
- K **3 Panel Arch-Top**  
Shown in Poplar
- L **3 Panel Equal**  
Shown in Hemlock
- M **3 Panel Mission**  
Shown in Cherry
- N **4 Panel**  
Shown in Knotty Pine
- O **4 Panel Camber-Top**  
Shown in Hemlock
- P **4 Panel Arch-Top**  
Shown in Clear Pine
- Q **5 Panel**  
Shown in Oak
- R **5 Panel Camber-Top**  
Shown in Hemlock
- S **5 Panel Arch-Top**  
Shown in Knotty Pine
- T **5 Panel Equal Shaker**  
Shown in Maple
- U **6 Panel**  
Shown in Radiata Pine

species



panel / sticking



- A **Single-Hip Raised Panel**  
**Standard options:** Ovolo sticking with 3/4" single-hip or double-hip raised panels, ovolo sticking is 3/8", available on all panel designs
- B **Double-Hip Raised Panel**  
**Standard options:** Double-hip is only available in Cherry, Maple and Oak. Consult price book for upcharge.
- C **Shaker Flat Panel**  
**Shaker options:** Shaker style, 5/16" flat panel, available on all panel designs



Select door styles available in coordinating bifolds





# louver doors

*Open and airy character builders*

Practical elements and classic designs make Masonite Louver Doors an ideal choice for air ventilation and visual inspiration between rooms.

- Quality louver construction for years of enjoyment
- Coordinate your home with appealing space saving bifolds
- Pre-sanded and ready to stain or paint to match your décor






panel configurations



- A **Full Louver**  
Shown in Clear Pine
- B **Louver Over Panel**  
Shown in Finger Jointed Pine Primed
- C **Plantation Full Louver**  
Shown in Finger Jointed Pine Primed
- D **Plantation Louver Over Panel**  
Shown in Clear Pine
- E **Full Louver Bifold**  
Shown in Clear Pine
- F **Louver Over Panel Bifold**  
Shown in Clear Pine
- G **Plantation Full Louver Bifold**  
Shown in Finger Jointed Pine Primed
- H **Plantation Louver Over Panel Bifold**  
Shown in Clear Pine



species





# bifold doors

*Functional and unique space savers*

Endless possibilities in bifold designs are sure to complete your room décor.

- Ideal for limited opening areas
- Offered in a range of styles
- Pre-sanded and ready to stain or paint



# Match your passageway door with coordinating **Bifolds**

Select door styles shown throughout this brochure are available in coordinating bifolds. See charts on page 30 for more details.

## Other Traditional & Mirror Bifolds Available

traditional & mirror bifolds



- T **Tiffany**  
Panel Bottom
- U **Hampton**  
Panel Bottom
- V **Riviera**  
Panel Bottom
- W **Balmoral**  
Panel Bottom  
Only Mirror
- X **Winter Frost**  
Panel Bottom
- Y **Reflections**  
Panel Bottom  
Only Mirror  
Sections

### dimensions

designs T-Y

thickness  
1-1/8"

width  
24", 30", 32", 36"

height  
6'8"

All Decorative Glass models, with the exception of the Balmoral (W), are available with either solid pine panels or louver panels. Every glass panel is wrapped in plastic before framing to make it easy to finish. Paint or stain then when dry simply trim the plastic from the glass.



# design specifications

	DOORS														BIFOLDS							
	12	14	15	16	18	20	22	24	26	28	30	32	34	36	24	28	30	32	36	48	60	72
<b>PANEL DOORS</b>																						
1 Panel Shaker	✓	✓	✓	✓	✓	✓	✓	✓	✓	✓	✓	✓	✓	✓	✓	✓	✓	✓	✓	✓	✓	✓
2 Panel	✓	✓	✓	✓	✓	✓	✓	✓	✓	✓	✓	✓	✓	✓	✓	✓	✓	✓	✓	✓	✓	✓
2 Panel Arch-Top	✓	✓	✓	✓	✓	✓	✓	✓	✓	✓	✓	✓	✓	✓	✓	✓	✓	✓	✓	✓	✓	✓
2 Panel Camber-Top	✓	✓	✓	✓	✓	✓	✓	✓	✓	✓	✓	✓	✓	✓	✓	✓	✓	✓	✓	✓	✓	✓
2 Panel Plank	✓	✓	✓	✓	✓	✓	✓	✓	✓	✓	✓	✓	✓	✓	✓	✓	✓	✓	✓	✓	✓	✓
2 Panel Camber-Top Plank	✓	✓	✓	✓	✓	✓	✓	✓	✓	✓	✓	✓	✓	✓	✓	✓	✓	✓	✓	✓	✓	✓
3 Panel	✓	✓	✓	✓	✓	✓	✓	✓	✓	✓	✓	✓	✓	✓	✓	✓	✓	✓	✓	✓	✓	✓
3 Panel Arch-Top	✓	✓	✓	✓	✓	✓	✓	✓	✓	✓	✓	✓	✓	✓	✓	✓	✓	✓	✓	✓	✓	✓
3 Panel Camber-Top	✓	✓	✓	✓	✓	✓	✓	✓	✓	✓	✓	✓	✓	✓	✓	✓	✓	✓	✓	✓	✓	✓
3 Panel Equal	✓	✓	✓	✓	✓	✓	✓	✓	✓	✓	✓	✓	✓	✓	✓	✓	✓	✓	✓	✓	✓	✓
3 Panel Mission	✓	✓	✓	✓	✓	✓	✓	✓	✓	✓	✓	✓	✓	✓	✓	✓	✓	✓	✓	✓	✓	✓
4 Panel Square	✓	✓	✓	✓	✓	✓	✓	✓	✓	✓	✓	✓	✓	✓	✓	✓	✓	✓	✓	✓	✓	✓
4 Panel Camber-Top	✓	✓	✓	✓	✓	✓	✓	✓	✓	✓	✓	✓	✓	✓	✓	✓	✓	✓	✓	✓	✓	✓
4 Panel Arch-Top	✓	✓	✓	✓	✓	✓	✓	✓	✓	✓	✓	✓	✓	✓	✓	✓	✓	✓	✓	✓	✓	✓
5 Panel Square	✓	✓	✓	✓	✓	✓	✓	✓	✓	✓	✓	✓	✓	✓	✓	✓	✓	✓	✓	✓	✓	✓
5 Panel Arch-Top	✓	✓	✓	✓	✓	✓	✓	✓	✓	✓	✓	✓	✓	✓	✓	✓	✓	✓	✓	✓	✓	✓
5 Panel Camber-Top	✓	✓	✓	✓	✓	✓	✓	✓	✓	✓	✓	✓	✓	✓	✓	✓	✓	✓	✓	✓	✓	✓
5 Panel Equal	✓	✓	✓	✓	✓	✓	✓	✓	✓	✓	✓	✓	✓	✓	✓	✓	✓	✓	✓	✓	✓	✓
6 Panel	✓	✓	✓	✓	✓	✓	✓	✓	✓	✓	✓	✓	✓	✓	✓	✓	✓	✓	✓	✓	✓	✓
Chalkboard (1 panel & 2 panel)								✓			✓		✓									

	DOORS														BIFOLDS							
	12	14	15	16	18	20	22	24	26	28	30	32	34	36	24	28	30	32	36	48	60	72
<b>FRENCH DOORS</b>																						
1 Lite	✓	✓	✓	✓	✓	✓	✓	✓	✓	✓	✓	✓	✓	✓								
3 PaneLite™ Equal (New)	✓	✓	✓	✓	✓	✓	✓	✓	✓	✓	✓	✓	✓	✓	✓	✓	✓	✓	✓	✓	✓	✓
4 Lite w/Panel Bottom	✓	✓	✓	✓	✓																	
4 PaneLite™ Equal (New)	✓	✓	✓	✓	✓	✓	✓	✓	✓	✓	✓	✓	✓	✓	✓	✓	✓	✓	✓	✓	✓	✓
5 Lite	✓	✓	✓	✓	✓	✓	✓	✓	✓	✓	✓	✓	✓	✓	✓	✓	✓	✓	✓	✓	✓	✓
5 Lite V-Groove					✓																	
5 PaneLite™ Equal (New)	✓	✓	✓	✓	✓	✓	✓	✓	✓	✓	✓	✓	✓	✓	✓	✓	✓	✓	✓	✓	✓	✓
8 Lite w/Panel Bottom						✓	✓	✓	✓	✓	✓	✓	✓	✓								
9 Lite							✓	✓	✓	✓	✓	✓	✓	✓								
9 Lite V-Groove								✓	✓	✓	✓	✓	✓	✓								
10 Lite						✓	✓	✓	✓	✓	✓	✓	✓	✓	✓	✓	✓	✓	✓	✓	✓	✓
10 Lite Arch-Top								✓	✓	✓	✓	✓	✓	✓								
10 Lite Camber-Top								✓	✓	✓	✓	✓	✓	✓								
10 Lite V-Groove								✓		✓	✓	✓	✓	✓								
10 Lite Anodized Aluminum								✓			✓	✓	✓	✓								
12 Lite w/Panel Bottom										✓	✓	✓	✓	✓								
15 Lite										✓	✓	✓	✓	✓	✓	✓	✓	✓	✓		✓	✓
15 Lite Arch-Top									✓	✓	✓	✓	✓	✓								
15 Lite Camber-Top									✓	✓	✓	✓	✓	✓								
15 Lite V-Groove										✓	✓	✓	✓	✓								
15 Lite Anodized Aluminum											✓	✓	✓	✓								

	PANEL DOORS																				
																					
Radiata Pine																					✓
MDF	✓	✓	✓	✓		✓	✓		✓	✓	✓	✓	✓	✓	✓	✓	✓	✓	✓	✓	✓
Clear Pine	✓	✓	✓	✓		✓	✓		✓	✓	✓	✓	✓	✓	✓	✓	✓	✓	✓	✓	✓
Knotty Pine	✓	✓	✓	✓	✓	✓	✓	✓	✓	✓	✓	✓	✓	✓	✓	✓	✓	✓	✓	✓	✓
Poplar	✓	✓	✓	✓		✓	✓		✓	✓	✓	✓	✓	✓	✓	✓	✓	✓	✓	✓	✓
Hemlock / Fir	✓	✓	✓	✓		✓	✓		✓	✓	✓	✓	✓	✓	✓	✓	✓	✓	✓	✓	✓
Oak	✓	✓	✓	✓		✓	✓		✓	✓	✓	✓	✓	✓	✓	✓	✓	✓	✓	✓	✓
Knotty Alder	✓	✓	✓	✓	✓	✓	✓	✓	✓	✓	✓	✓	✓	✓	✓	✓	✓	✓	✓	✓	✓
Maple	✓	✓	✓	✓		✓	✓		✓	✓	✓	✓	✓	✓	✓	✓	✓	✓	✓	✓	✓
Cherry	✓	✓	✓	✓		✓	✓		✓	✓	✓	✓	✓	✓	✓	✓	✓	✓	✓	✓	✓
Available as Bifold	✓		✓		✓	✓	✓	✓	✓	✓	✓	✓	✓	✓	✓	✓	✓	✓	✓	✓	✓
<b>height</b>																					
6'8"	✓	✓	✓	✓	✓	✓	✓	✓	✓	✓	✓	✓	✓	✓	✓	✓	✓	✓	✓	✓	✓
7'0"	✓	✓	✓	✓	✓	✓	✓	✓	✓	✓	✓	✓	✓	✓	✓	✓	✓	✓	✓	✓	✓
8'0"	✓	✓	✓	✓	✓	✓	✓	✓	✓	✓	✓	✓	✓	✓	✓	✓	✓	✓	✓	✓	✓

		FRENCH DOORS												
		1 Lite	5 Lite	9 Lite	10 Lite	10 Lite Arch-Top	10 Lite Camber-Top	12 Lite 1 Panel	15 Lite	15 Lite Arch-Top	15 Lite Camber-Top	3 Panel Lite	4 Panel Lite	5 Panel Lite
species options	Radiata Pine	✓	✓	✓	✓				✓					
	MDF	✓	✓	✓	✓	✓	✓	✓	✓	✓	✓	✓	✓	✓
	Clear Pine	✓	✓	✓	✓	✓	✓	✓	✓	✓	✓	✓	✓	✓
	Knotty Pine	✓	✓	✓	✓	✓	✓	✓	✓	✓	✓	✓	✓	✓
	Poplar	✓	✓	✓	✓	✓	✓	✓	✓	✓	✓	✓	✓	✓
	Hemlock / Fir	✓	✓	✓	✓	✓	✓	✓	✓	✓	✓	✓	✓	✓
	Oak	✓	✓	✓	✓	✓	✓	✓	✓	✓	✓	✓	✓	✓
	Knotty Alder	✓	✓	✓	✓	✓	✓	✓	✓	✓	✓	✓	✓	✓
	Maple	✓	✓	✓	✓	✓	✓	✓	✓	✓	✓	✓	✓	✓
	Cherry	✓	✓	✓	✓	✓	✓	✓	✓	✓	✓	✓	✓	✓
color options	Wood		✓	✓	✓	✓	✓	✓	✓	✓	✓	✓	✓	✓
	Brass or Zinc Anodized Aluminum				✓				✓					
glass options	Bevel Glass			✓	✓	✓	✓	✓	✓	✓				
	White Satin	✓	✓		✓	✓	✓	✓	✓	✓	✓	✓	✓	✓
	V-Groove			✓	✓			✓						
	Clear & Textured	✓	✓	✓	✓	✓	✓	✓	✓	✓	✓	✓	✓	✓
	Vertical Reed	✓												
	Horizontal Reed		✓											
	Decorative Glass	✓										✓	✓	✓
	Acrylic Insert	✓										✓	✓	✓
height	Available as Bifold		✓		✓			✓			✓	✓	✓	
	6'8"	✓	✓	✓	✓	✓	✓	✓	✓	✓	✓	✓	✓	✓
	7'0"	✓	✓	✓	✓	✓	✓	✓	✓	✓	✓	✓	✓	✓
8'0"	✓	✓	✓	✓	✓	✓	✓	✓	✓	✓	✓	✓	✓	

**Warranty:**

Masonite interior stile & rail doors are manufactured in controlled conditions using only top-quality products. The doors are warranted for one year against any defects which would prevent normal utilization. The doors must be carefully cared for and the guarantee will only be valid if the "Door Care" conditions are met. Other warranty terms and conditions may apply. Please contact Masonite to obtain a copy of the limited warranty.

**Door Care:**

- Doors must be stored flat and fully protected against humidity. When doors are moved, they must be lifted, eliminating any sliding of one door on another.
- In order not to change the door's balance, a maximum of 1/2" may be removed on its width (1/4" on each side). Any modification to the door's height must not exceed 1" and should be removed from the bottom rail only.
- When the door is hung, a good quality sealant must be applied immediately to minimize humidity absorption. Special attention must be given to finish all six sides of the door, including the top and bottom of the door. Doors must be finished on all sides to have a valid warranty.

\*Standard specification  
 Raised moulding option not available on 6 panel  
 Wide (5-3/16") stiles standard on doors with raised moulding  
 Note: 3 panel mission, 4-, 5-, 6 panel designs are one panel wide on 1'0" - 1'10" doors  
 DH = Double-hip raised panel  
 SH = Single-hip raised panel  
 CB = Chalkboard

\*Double-hip is only available in Cherry, Maple and Oak. Stile and rail dimensions do not include sticking. Ovolo sticking is 3/8".

\*Rail dimensions are for 6'8" doors only. Please contact your Masonite Dealer for 7'0" and 8'0" rail dimensions.



		LOUVER DOORS											
		6'8" Standard Louver		6'8" Plantation Louver		7'0" Standard Louver		7'0" Plantation Louver		8'0" Standard Louver		8'0" Plantation Louver	
		Full Louver	Half Louver	Full Louver	Half Louver	Full Louver	Half Louver	Full Louver	Half Louver	Full Louver	Half Louver	Full Louver	Half Louver
species options	Radiata Pine	✓		✓									
	MDF	✓	✓	✓	✓	✓	✓	✓	✓	✓	✓	✓	✓
	Clear Pine	✓	✓	✓	✓	✓	✓	✓	✓	✓	✓	✓	✓
	Oak	✓	✓			✓	✓			✓	✓		
height	Available as Bifold	✓	✓	✓	✓	✓	✓	✓	✓	✓	✓	✓	✓
	6'8"	✓	✓	✓	✓	✓	✓	✓	✓	✓	✓	✓	✓
	7'0"	✓	✓	✓	✓	✓	✓	✓	✓	✓	✓	✓	✓
8'0"	✓	✓	✓	✓	✓	✓	✓	✓	✓	✓	✓	✓	

**LOUVER DOORS**

	PASSAGE DOORS	BIFOLD DOORS
Thickness	1-3/8", 1-3/4"	1-1/8", 1-3/8"
Widths	12", 14", 15", 16", 18", 20", 22", 24", 26", 28", 30", 32", 34", 36"	2 DOOR UNIT: 24", 28", 30", 32", 36" 4 DOOR UNIT: 48", 60", 72"
Heights	80", 84", 96"	80", 84", 96"


Radiata Pine - 1-3/8" and 80" only

**Glass Safety:**

U.S. safety regulations require the use of tempered safety glass. All Masonite glazed products meet Consumer Product Safety Commission Federal Standards.

**Performance Warranty:**

Stile & rail wood doors by Masonite come with a limited one-year warranty. For more details visit [www.masonite.com](http://www.masonite.com).



## Masonite's Commitment

At Masonite, employees from all parts of the Company – sales, marketing, research and development, customer service and manufacturing – understand that people love their homes. In the past, homes were purchased to meet functional needs. Today, homes are purchased to meet specific lifestyles and to satisfy the need to create multiple living environments within a single home. To meet these lifestyle needs, Masonite is continually creating new and innovative products that will make every home more beautiful, more valuable and more enjoyable. With the ultimate goal of adding beauty and value to every home, Masonite's products are designed and constructed to exacting standards and specifications. All materials – wood, fiberglass, steel or composites – are engineered and carefully selected to ensure lasting durability and timeless performance. For individuals who are building, renovating or redecorating, Masonite products are certain to beautify and accentuate a wide array of architectural home styles.



Masonite Helpline: 1-800-663-DOOR (1-800-663-3667)  
9 a.m. to 9 p.m. Monday through Saturday, 10 a.m. to 4 p.m. Sunday, EST



Masonite®, "Masonite. The Beautiful Door.™", Explore the Beautiful Door®, Mondrian®, Stone Creek®, Falling Water®, Jasmine®, Centennial 15®, Centennial 10®, Piedmont®, Highlander®, Summit®, Wysteria®, Annapolis®, Cashmere®, Jacquard®, Tapas® and SpectraWeld® are trademarks of Masonite International Corporation. Please check with your Masonite dealer or distributor for current warranty terms and conditions. Our continuing program of product improvement makes specification, design and product detail subject to change without notice. 86911042 12/10 PRINTED IN THE USA ©2010 by Masonite International Corporation